

**Arden Children's
Theatre Presents...**

THE HOBBIT



Teacher Resource Guide

Dear Teachers,

Thank you so much for joining us for another Children's Theatre show of a literary classic - *The Hobbit* by Greg Banks, based on the book by J.R.R. Tolkien. We can't wait to begin this magical, theatrical journey with you and your students.

In the following pages, you will find a collection of resources, worksheets, activities, ideas, etc. related to our production of *The Hobbit*. Feel free to pick and choose the materials that best help you and your students engage with the show.

We can't wait to have you here at the Arden!



Table of Contents


About the Writers.....	1
<u>Pre-Show Activities</u>	
<i>The Hobbit</i> Summary.....	2
Meet the Actors.....	4
<i>The Hobbit</i> Vocabulary.....	6
Pre-Show Discussion Questions.....	7
<i>The Hobbit</i> Set Design.....	8
<i>The Hobbit</i> Costume Design.....	9
Pre-Show Activity: Bilbo & Gollum’s Riddles.....	10
Pre-Show Activity: Rune Translation.....	11
Worksheet: Create Your Own Character.....	12
<u>Post-Show Activities</u>	
Discussion Questions for After the Show.....	13
Worksheet: Draw Your Hobbit Story.....	15
Worksheet: Design Your Ring.....	16
Lesson Plan: Hero’s Journey.....	17
Classroom Activity: Write Your Hero’s Journey.....	19
Video Resources.....	20
Craft Ideas.....	21



About the Writers



J.R.R. Tolkien (1892-1973, England) was an English writer and scholar who achieved fame with his children's book, *The Hobbit*, and his epic fantasy, *The Lord of the Rings*. For most of his life, Tolkien taught English language and literature, specializing in Old English, at universities in England. His knowledge of ancient languages, myths, and history helped with his creation of *The Hobbit*. He even invented his own Elvish language for his stories! Tolkien originally created the characters and ideas found in *The Hobbit* to entertain his four children, but it was so loved by readers that he also created the sequel series, *The Lord of the Rings*. Several polls have named *The Lord of the Rings* the best book of the 20th century, and it sold more than 50 million copies in 30 languages by the turn of the 21st century. Both *The Hobbit* and *The Lord of the Rings* have also been made into award-winning films!



(Source: <https://www.britannica.com/biography/J-R-R-Tolkien>)



(Source: <https://www.gregbankstheatredirector.co.uk>)

Greg Banks is a writer and director focused on connecting with young audiences. By adding music, humor, and interaction to his shows, Banks hopes to make audiences feel like they're stepping into classic storybooks. Keep an eye out for these elements in his version of *The Hobbit*! Although his shows are performed around the world, Greg finds his home at The Minneapolis Children's Theatre in Minnesota.

The Hobbit Summary

Bilbo Baggins is a **hobbit** who lives a quiet life, until it is upset by a visit from a wizard named **Gandalf**. He wants Bilbo to help a group of **dwarves** take back their treasure from **Smaug**, a dragon. Bilbo is unsure he wants to help, but he is drawn into the adventure by Gandalf, who tells the dwarves Bilbo is a burglar.

The thirteen dwarves are led by **Thorin Oakenshield**, whose grandfather left a map and key to the Mountain with the treasure. Bilbo and the dwarves are captured by trolls, but Gandalf manages, through some trickery, to free them.

One night the group is forced to take shelter in a cave. The cave is the home of **goblins**, who capture them. Gandalf helps them escape, but Bilbo is left behind, after he is knocked unconscious.

He stumbles on a **ring** in the tunnel and puts it into his pocket. Later, his path is blocked by a lake, and he meets **Gollum**, a creature who owns the ring and wants to eat Bilbo. Gollum tries to trick Bilbo with a riddle game, then Bilbo finds out the ring can make him **invisible**, and he uses this power to sneak out of the mountain.



Bilbo returns to the others, but he does not tell them about the ring. They are besieged by a large group of **wild wolves** who are friends of goblins. The group climbs tall trees to escape them, but the goblins arrive and try to set fire to the trees. Suddenly, **eagles** arrive and carry them to safety.

Gandalf announces that he's going to leave the adventure. The group then decides to leave the path to find food, but instead are captured by **giant spiders**. The spiders spin them into webs, but Bilbo uses the ring to become invisible to fight the spiders. Bilbo tells the dwarves about the ring. Then, all the dwarves are taken as prisoners by the **Wood Elves**. Bilbo wears the ring so the Elves don't see him.



The Hobbit Summary



Bilbo uses the ring to sneak into the **Wood Elf** castle and devises a plan to free the dwarves by hiding them in apple barrels. They float down the river to **Lake Town**.

The people of Lake Town help the dwarves and Bilbo reach the **Lonely Mountain** where **Smaug** lives. They open the door with the key, and Bilbo sneaks into Smaug's lair, stealing a cup from the **treasure**. Smaug is angry and flies out of the Mountain, smashing the entrance and trapping them.



The group decides to go to Smaug's lair when he's not there. Thorin wants to find a treasure, the **Arkenstone**. He doesn't know Bilbo already found it and is keeping it. The party escapes through a hidden entrance.

Meanwhile, while Smaug is destroying the town, he is killed by **Bard**. News soon spreads to the **elves, goblins, and people of Lake Town** of Smaug's death, so they all want the **treasure**. Thorin declares no one will take the treasure, and he has the group prepare an army of dwarves.

Bard and the elves arrive to take the treasure only to be told by Thorin that they can't have it. Bilbo, trying to prevent a war from happening, delivers the **Arkenstone** to the Lake Town people and elves to use as a bargaining tool against Thorin. Thorin tries to fight Bilbo for betraying him, but **Gandalf** stops him.

Thorin decides to give Bilbo his share of the treasure, which can be divided between the people of Lake Town and the elves. **The Battle of the Five Armies** ensues! The dwarves, Lake Town people, and elves win against the goblins and wolves, but the battle also ends in tragedy.

The treasure is given to those who needed it most. Afterward, **Bilbo and Gandalf** return to Bilbo's home, and Bilbo is left alone to live his life quietly, just the way he likes it.

Meet the Actors



Eliana Fabiyi *she/her*

(Bilbo)

Fun Fact: I had a pet sheep growing up.



Ciera Gardner *they/them*

(Kili/Toll 2/Goblin 2/Wolf 2/Eagle 2/Smaug/
Guard/Army/Elf)

Fun Fact: I was an extra in a Super Bowl commercial.



Nathan Alford-Tate *he/him*

(Balin/Troll 3/Elf 3/Goblin 3/Wolf 3/
Eagle 3/Bard)

Fun Fact: I want to be on the TV show, Survivor.

Meet the Actors



Kelly McCaughan *she/they*
(Thorin/Dwalin/Goblin1/Wolf 1/Eagle)
Fun Fact: I was my high school's mascot.



Sean Lally *he/him*
(Gandalf/Gollum/Bombur/Troll 4/Eagle 4
Elven Queen/Guard)
Fun Fact: I'm part of the team holding the
Guinness world record for largest GPS
image drawn by a team of drivers.



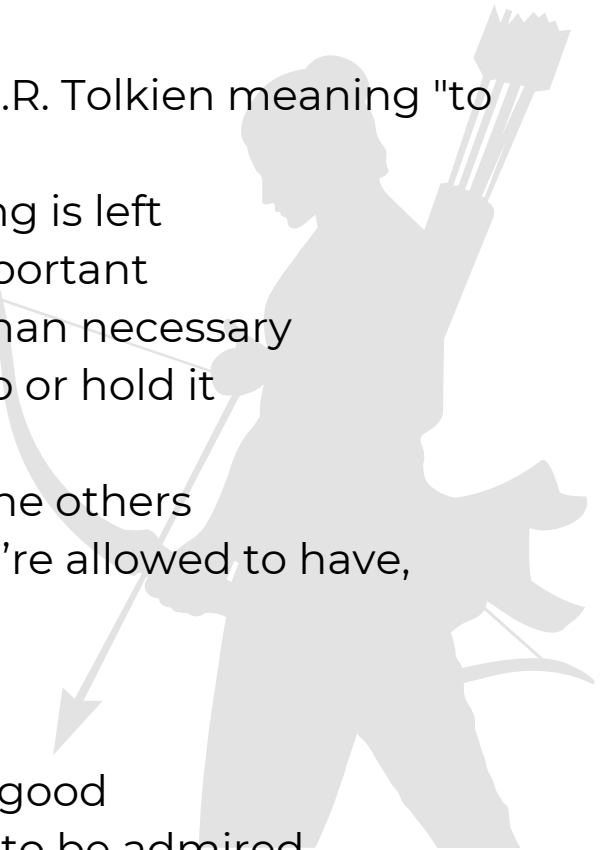
Understudies

Mersha Wambua, Jameka Wilson, Andrea Rose Cardoni, Zoe Hollander, Triston Haq

The Hobbit Vocabulary




- Kettle**- a pot that holds boiling water or tea
- Bobbing**- moving back and forth repeatedly
- Dignity**- being worthy of honor or respect; a sense of pride
- Cinder**- a piece of ash from fire
- Thrush**- a large bird
- Exile**- forced absence from one's country or home
- Scraps**- small pieces
- Perish**- to become destroyed or ruined
- Handkerchief**- a small piece of cloth used for personal purposes (such as blowing the nose)
- Descendant**- a person who is related to you and lives after you, such as a child or grandchild
- Mutton**- meat from a sheep or goat eaten as food
- Horizon**- where the sky seems to touch the land or sea
- Sheath**- a cover where a knife or sword fits
- Vicious**- violent, fierce, and brutal
- Confusticate**- a made-up word used by J.R.R. Tolkien meaning "to confuse"
- Devour**- to eat something eagerly so nothing is left
- Precious**- something rare, expensive, or important
- Dawdling**- to do something much slower than necessary
- Seized**- to take something quickly and keep or hold it
- Talons**- sharp nails on birds' feet
- Outcrop**- a large rock that sticks out from the others
- Ration**- a limited amount of something you're allowed to have, sometimes food for a journey
- Provisions**- supplies
- Tattered**- ripped and torn
- Bleak**- sad, cold, and empty. It doesn't look good
- Magnificent** – amazing, beautiful, deserves to be admired




Pre-Show Discussion Questions

1. J.R.R. Tolkien created the word “hobbit” for this story. What does the word “hobbit” make you think of? What kind of creature do you think a hobbit is? Why?
2. In the world of *The Hobbit*, there are many magical creatures including hobbits, dragons, elves, dwarves, goblins, wolves, eagles, and wizards. If you lived in this world, what type of character would you want to be? Why?
3. In *The Hobbit* a wizard named Gandalf invites Bilbo on an epic, but dangerous adventure. If you were invited to go on an adventure today would you go? Why or why not?
4. In *The Hobbit*, there’s a ring with magical powers. If you had a magical ring, what powers would it have?
5. The ring in *The Hobbit* can make someone invisible. If you could be invisible for one day, what would you do?
6. Characters in *The Hobbit* are on a quest for treasure. What would be your treasure? If you found a lot of treasure, what would you do with it?
7. J.R.R. Tolkien, *The Hobbit*, and his fantasy series, *The Lord of the Rings*, inspired many fantasy stories. What are some things that fantasy stories usually include? Do you have a favorite fantasy story? What do you love about that story?

The Hobbit Set Design



Set designers create sketches of the set (left) and then create models of the set (below.) In the model, each character is represented by a different color figure. This connects to their costume designs on the next page.





The Trees







Treasure Trove

The Hobbit Costume Designs



Some actors play many characters, and their costumes use similar colors.

The Wolf tails will come out of a pack that the actors wear.



The jacket for the trolls will inflate!

Keep an eye out during the show for other awesome costume transformations!

Pre-Show Activity: Bilbo and Gollum's Riddles

In the play, Gollum challenges Bilbo to a riddle competition. Below are some of his favorites! See if you can solve them before the play and listen for the riddle Gollum asks when you're watching! Unscramble the answers in the blue cloud and write them in the speech bubble.

What has roots nobody sees,
Is taller than trees,
Up, up it goes,
And yet never grows?

ouimatnn

Answer

A box without hinges,
key, or lid,
Yet golden treasure
inside is hid.

geg

Answer

This thing all things devours:
Birds, beasts, trees, flowers;
Gnaws iron, bites steel:
Grinds hard stones to meal;
Slays king, ruins town,
And beats high mountain down.

meit

Answer



Pre-Show Worksheet:

The Hobbit Runes



In *The Hobbit*, J.R.R. Tolkien created runes, or a secret language, that the magical creatures can use. Using his Rune Alphabet from *The Hobbit*, write your own messages, and have a friend translate at the bottom of the page.



Write your name in runes

Create a name for a magical land in runes


Write a secret message in runes

Translation of the secret message

Create Your Own *The Hobbit* Character

In *The Hobbit*, J.R.R. Tolkien describes many different types of characters, including hobbits, dwarves, wizards, elves, goblins, dragons, and creatures. Using the space below, draw and describe your own character in the world of *The Hobbit*.


Name 

Type 

Equipment 

Treasure 

HP:   




Draw Your Character Here

What are some of your character's skills?


Discussion Questions for After the Show

- In our version of *The Hobbit*, the actors tell the story using sticks, branches, and other found objects on the set. With the objects in your classroom, how would you tell the story?
- How does Bilbo change from the beginning to the end of the adventure? What makes him a good companion for the dwarves and Gandalf? Why do you think that Gandalf picked Bilbo to go on the quest with the dwarves?
- What are some of the biggest challenges the group faces on their journey? How do they overcome them?
- What are some of the brave choices that Bilbo and other characters make? Can you think of a time when you had to make a brave choice?
- The past is very important for many characters in *The Hobbit*. What can we learn from the past? Can you think of an example of a time when we should let the past stay in the past and move forward?



Discussion Questions for After the Show

- Why do you think Bilbo doesn't tell the dwarves about his ring at first? Do you agree with his choice? What do you think would have happened if he told them?
- On the adventure, Gandalf is sometimes with the group and sometimes not. Why do you think he leaves? What do the characters learn when Gandalf isn't there to help them?
- How are Bilbo and Gollum alike? What skills does Bilbo use when he deals with Gollum?
- How do Bilbo and the dwarves learn to trust each other? What happens when they don't trust each other?
- *The Hobbit* story is almost 90 years old. Why do you think we are still reading it (and making plays of it)?





Worksheet:



Create Your Own Hobbit Story

The story of the show continues with you! Pick a character for Bilbo to meet, a place for them to be, and a problem for them to solve. Then, use the comic strip below to create your hobbit adventure with a clear beginning, middle, and end.

--	--	--

--	--	--




Worksheet: Design Your Ring



In *The Hobbit*, Bilbo finds the one ring. The ring can make him invisible and help protect him, but it also has the power to corrupt whoever keeps it for too long, like Gollum. In the space below, name, design, and describe the powers of your ring!

Name your ring here



What powers does your ring have?

Where did you find it?

What happens when you wear it?

What is the secret writing on your ring?

Lesson Plan:

What's a Hero's Journey?

The Hero's Journey is a classic story structure found in many epic stories, including *The Hobbit*! It describes the path of a **hero**, or **protagonist**, who heeds a call to adventure, leaves behind their known world, overcomes great obstacles, and returns to the starting place having transformed.

- Ordinary World:** Where does the story begin?
- Call to Adventure:** Event that makes the hero leave their comfort zone
- Mentors & Allies:** Who helps the hero?
- Road of Trials:** What or who gets in the hero's way?
- Supreme ordeal:** What is the hero's biggest challenge?
- Reward:** What do they get when they succeed?
- Transformation:** How has the hero changed?
- Return:** The hero returns home, where they began the journey.

Using the guide above, write the steps of the hero's journey in *The Hobbit*.

Ordinary World: _____

Call to adventure: _____

Mentors & Allies: _____

Road of Trials: _____

Supreme Ordeal: _____

Reward: _____

Transformation: _____

Return: _____

The Hero's Journey, Illustrated

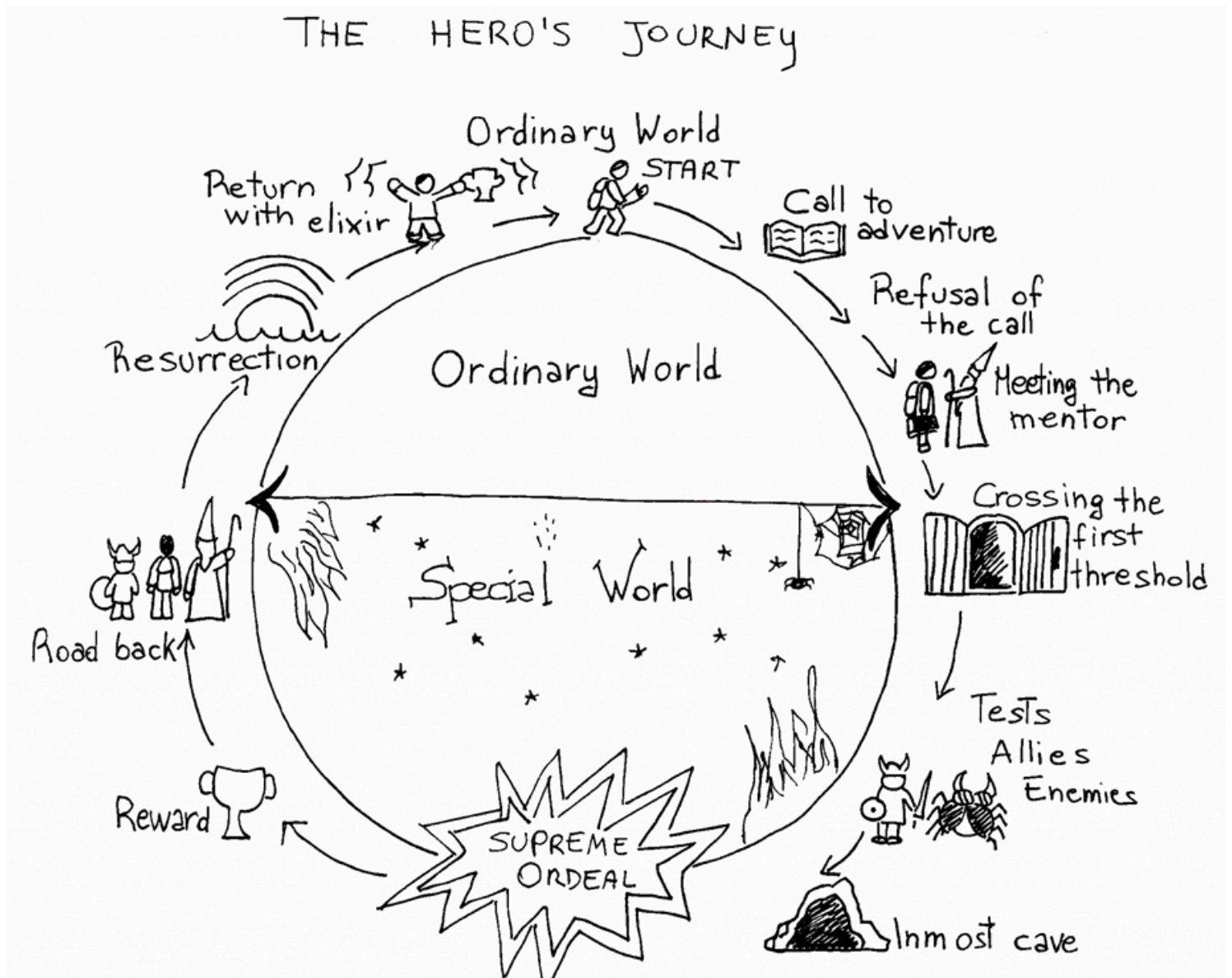


Illustration by Valentina Forni @cloudandcowfish



Classroom Activity: Become the Storyteller

Now it's your turn! Create your own Hero's Journey using the story parts below.

Hero: _____

Ordinary World: _____

Call to adventure: _____

Mentors & Allies: _____

Trials: _____

Supreme Ordeal: _____

Reward: _____

To turn it into a story, use the template below and write your own hero's journey!

Once upon a time there was a _____ (Hero)
who lived in _____ (Ordinary World) **. One day,** _____ (Call to Adventure) **!**
They went on a journey, helped by _____ (Mentors & Allies) **.**
They went through _____ (Trial) **,** _____ (Trial)
and even _____ (Supreme Ordeal) **! In the end, they received**
_____ (Reward) **and returned home, feeling**
changed by their journey.

Video Resources

Classroom-Friendly Resources

Adaptations:

- **The Hobbit films directed by Peter Jackson**
 - 3 films that split the story of *The Hobbit* into 3 parts
 - Please note that the films are rated PG-13
 - Available to stream on Hulu, Max, Apple TV, and Amazon
- **See, Hear and Read-Along The Hobbit Picture Book**
 - Duration: 14min
 - A picture book adaptation of The Hobbit story read aloud
 - [LINK HERE](#)
- **The Hobbit An Unexpected Journey - Bilbo meets Gandalf**
 - Duration: 2min, 46sec
 - A scene from the first Hobbit movie when Bilbo meets Gandalf
 - [LINK HERE](#)
- **The Hobbit An Unexpected Journey - Bilbo Baggins & Gollum Play A Game of Riddles**
 - Duration: 6min, 39sec
 - A scene from the first Hobbit movie when Bilbo and Gollum play their game of riddles (*note: this clip may be a bit scary for some students*)
 - [LINK HERE](#)

Behind the Scenes of The Hobbit Films:

- **Benedict Cumberbatch as Smaug the Dragon**
 - Duration: 33sec
 - Behind the scenes of the creation of Smaug for the films using motion-capture technology
 - [LINK HERE](#)
- **Hobbit: An Unexpected Journey VFX | Breakdown - Gollum**
 - Duration: 1min, 57sec
 - Shows the VFX creation of the Gollum character in the film (*note: this clip may be a bit scary for some students*)
 - [LINK HERE](#)

Welcome to Object Theatre

- **Quick and Easy Object Theatre (to explain the props and set in our show!)**
 - Duration: 1min
 - Craftsman from Spare Parts Puppets shows how everyday objects come to life
 - [LINK HERE](#)

Craft Ideas

Make Your Own "Bean Map"!

You can create your own exciting map to your fantasy land, similar to what J.R.R. Tolkien did for *The Hobbit*!



Technique for creating "Bean Maps"
[LINK HERE](#)

Materials needed: paper, pencil, coffee beans, uncooked macaroni, or other uncooked beans or lentils.

Optional materials: tea or coffee to dye the paper, colored pencils, markers, or crayons



Craft Ideas

Tree Branch Crafts

In our show, the actors and designers use tree branches, sticks, and other found objects on the stage to imaginatively create the show!

For a tree branch mobile craft:

[LINK HERE](#)

For a painted tree branch that could become a wand, sword, staff, or anything you can imagine:

[LINK HERE](#)



**Thank You for
Joining Us!**

THE HOBBIT



Enjoy the Show!