

Arden Children's Theatre Presents...

PINOCCHIO

By
Greg Banks

Based on the story by
Carlo Collodi



Teacher Resource Guide

Dear Teachers,

Thank you so much for joining us for another Children's Theatre show of a literary classic - *Pinocchio* by Greg Banks, with music from Victor Zupanc, based on the story by Carlo Collodi. We can't wait to begin this magical, theatrical journey with you and your students.

In the following pages, you will find a collection of resources, worksheets, activities, ideas, etc. related to our production of *Pinocchio*. Feel free to pick and choose the materials that best help you and your students engage with the show.

We can't wait to have you here at the Arden!




*Original illustration by Enrico Mazzanti
for the 1883 version of Pinocchio*

Table of Contents

About the Writers.....	1
Meet the Actors.....	2
Discussion Questions.....	3
Worksheet: Pinocchio's Word Search.....	4
Worksheet: Draw Your Pinocchio Story.....	5
Worksheet: Field of Miracles.....	6
Pre-Show Activity: Cricket's Riddles.....	7
Worksheet: What's Your Puppet Show?.....	9
Lesson Plan: What's a Fairytale?.....	10
Classroom Activity: Become the Storyteller.....	11
Video Resources.....	12
Craft Ideas.....	13

About the Writers

Carlo Collodi (1826-1890, Florence) was an Italian author and journalist who created Pinocchio. In those days, the country of Italy was divided into many smaller states that struggled to act together. As a young man, Collodi used his writing to support his belief in a united Kingdom of Italy. Later in life, he wrote fairy tales and schoolbooks for the country's new school system. Collodi hoped these stories could relate to children's real lives and show that children can be just as complex as adults. His stories were a hit with all ages! When he died in 1890, he was famous as a journalist, educational author, and supporter of Italian unity. *The Adventures of Pinocchio* continues to be enjoyed almost 150 years later.



(Sources: <https://www.britannica.com/biography/C-Collodi> & <https://www.fondazionecollodi.it/en/carlo-collodi>)



(Source: <https://www.gregbankstheatredirector.co.uk>)

Greg Banks is a writer and director focused on connecting with young audiences. By adding music, humor, and interaction to his shows, Banks hopes to make audiences feel like they're stepping into classic storybooks. Keep an eye out for these elements in his version of *Pinocchio*! Although his shows are performed around the world, Greg finds his home at The Minneapolis Children's Theatre in Minnesota.

Meet the Actors



Anthony Martinez-Briggs *they/us*
(Cricket/Showman/Fairy/
Coachman/Old Man)

Fun Fact: I always dreamed of being a paleontologist because of my love of dinosaurs!



Izzy Sazak *they/them*
(Geppetto/Fox/Donkey)

Fun Fact: I'm Turkish-Colombian-American and was born and raised in Turkey.



Nathan Alford-Tate *he/him*
(Policeman/Cat/Lampwick)

Fun Fact: I plan on going skydiving for my birthday!



Reese Castaldi *they/he*
(Pinocchio)

Fun Fact: I've recently gotten into birding, and my favorite bird is the Bufflehead duck!

Understudies

Bastion Cardoni, Tina Gabriella, Brooke Shilling, & Leanna Doyle

Discussion Questions

1. In our version of *Pinocchio*, the painters tell the story using only everyday items. With the objects in your classroom, how would you tell the story?
2. If you were in Pinocchio's shoes, what would be your one wish? Why would you wish for that?
3. Would you have made any different choices than Pinocchio? If so, what would they be and why? Why do you think Pinocchio made the choices he did?
4. Is it better to tell the truth than to tell a lie? If so, why?
5. When in the story do you think Pinocchio was a real kid, and why? What advice would you give Pinocchio about being a real kid?
6. What qualities make you who you are?
7. Do you feel like there are different versions of yourself? Do you act differently in different places, like at school versus home versus with your friends? When do you feel most yourself and why?
8. Were Fox, Cat, and Lampwick good friends to Pinocchio in the play? Why or why not?
9. How did Pinocchio learn right from wrong in the story? How do you decide what's right and wrong?
10. What was one thing Pinocchio learned by the end of the story? Do you agree this was a good lesson?

Some questions elected from sources: <https://newstagetheatre.com/manage/wp-content/uploads/Pinocchio-Study-Guide.pdf> and <https://www.prindleinstitute.org/books/pinocchio/>

Worksheet: Pinocchio's Word Search

**Can you find all of
the hidden words
from the show?**

**For an extra
challenge, use the
boxes below to
write definitions
for each word.**



abracadabra		arrivederci		attraction	
ciao		clever		dervish	
donkey		fairy		flicker	
gaping		marionette		miracle	
naughty		perch		playland	
puppet		shirtsleeves		stagecoach	
tarantella		temper		timber	
tremendous		whale		woodcarver	



Worksheet: Create Your Own Pinocchio Story

The story of the show continues with you! Pick a character for Pinocchio to meet, a place for them to be, and a problem for them to solve. Then, use the comic strip below to create your Pinocchio adventure with a clear beginning, middle, and end.

--	--	--

--	--	--

Worksheet: Field of Miracles



In the play, the Field of Miracles is a magical place to plant wishes that can come true!
Take a trip to the field and use the flowers below to share your hopes, dreams, and wishes. Then, use the roots to think of ways you can make them real!

I hope...

I hope...

I hope...

I hope...



I can...

I can...

I can...

I can...




Pre-Show Activity: Cricket's Riddles



In the play, Cricket loves to challenge Pinocchio by speaking in riddles. Below are some of his favorites! See if you can solve them before the play and listen for the answers when you're watching... (Answers on next page)


What runs but has no legs?



What's easy to get into but hard to get out of?




What goes up and down but never moves?




How many letters in the alphabet?



What has four eyes but cannot see?



Why did the bumblebee put honey under his pillow?





Pre-Show Activity: Cricket's Riddles



In the play, Cricket loves to challenge Pinocchio by speaking in riddles. Below are some of his favorites! See if you can solve them before the play and listen for the answers when you're watching... (Answers below)

What runs but has no legs?

A nose

What's easy to get into but hard to get out of?

Trouble

What goes up and down but never moves?

A staircase

How many letters in the alphabet?

11. (T.H.E. A.L.P.H.A.B.E.T.)

What has four eyes but cannot see?

The Mississippi


Why did the bumblebee put honey under his pillow?

For sweet dreams

Worksheet:

What's Your Puppet Show?

Congratulations, you're in charge of the Grand Puppet Theatre! In the space below, create a title, poster, and description for your first show. Challenge yourself to make something fun that also teaches a lesson, just like *Pinocchio*!



What is your show about?

Who are the characters?

Where and when is it set?

What happens?

Did the characters learn anything?

Lesson Plan: What's a Story?

Stories like *Pinocchio* use the same basic parts to build a narrative. Try to create your own story by answering the questions below...

Setting: Where and when does the story happen?

Character: Who is the story about?

Want: What do they want?

Problem: Why can't they get it?

Conflict: How can they get it?

Resolution: Do they get it?

Using the guide above, break the story of *Pinocchio* into its basic story parts.

Setting: _____

Character: _____

Want: _____

Problem: _____

Conflict: _____

Resolution: _____

Classroom Activity: Become the Storyteller

Now it's your turn! Create your own fantastical story idea using the story parts below.

Setting: _____

Character: _____

Want: _____

Problem: _____

Conflict: _____

Resolution: _____

To turn it into a story, use the template below and write your own fairytale with a clear beginning, middle, and end.

Once upon a time there was a _____
(Character)

who lived in _____ **. What they wished for**
(Setting)

most was _____ **. One day, they decided**
(Want)

to _____ **but** _____
(Action) (Problem)

After _____ **it turned out that**
(Conflict)

_____ **. It just goes to show**
(Resolution)

that _____ **!**
(Lesson)

Video Resources

Classroom-Friendly Resources

While the original Pinocchio contains dark themes and content for modern young readers, there's a whole world of adaptations to safely introduce students to the story!

Pinocchio Adaptations:

- ***The Birthplace of Pinocchio from CBS Sunday Morning***
 - Duration: 4min, 30sec
 - A quick, student-friendly summary of Carlo Collodi's life and the ongoing impact of *Pinocchio*
 - Link: https://www.youtube.com/watch?v=3zdW__Bb6uE
- ***Guillermo del Toro's Pinocchio (2022) - Trailer***
 - Duration: 2min, 35sec
 - Trailer for the stop-motion reinterpretation of the classic story
 - Link: https://www.youtube.com/watch?v=1C2Rz_NbP5o&t=71s
- ***Guillermo del Toro's Pinocchio (2022) - "Everything is New to Me" Song***
 - Duration: 1min, 49sec
 - Song from Guillermo del Toro's 2022 version of Pinocchio
 - Link: https://www.youtube.com/watch?v=4qZfUSa63-Q_
- ***Disney's Pinocchio (1940) - Pinocchio's Lie***
 - Duration: 1min, 46sec
 - A clip from the original Disney movie where Pinocchio's nose grows for the first time
 - Link: <https://www.youtube.com/watch?v=7tQJIBrHApl>
- ***Disney's Pinocchio (2022) - "When You Wish Upon a Star" Song***
 - Duration: 1min, 8sec
 - The classic song as performed by Cynthia Erivo in the 2022 Disney remake
 - Link: <https://www.youtube.com/watch?v=GZ0Bey4YUGI&t=140s>

Welcome to Object Theatre

- ***What is Object Theatre?***
 - Duration: 10min, 47sec
 - Object puppeteer Choiti Ghosh gives a deep look at how theatre turns things into characters
 - Link: <https://www.youtube.com/watch?v=JcHA4r3EBqk>
- ***Quick and Easy Object Theatre***
 - Duration: 1min, 0sec
 - Craftsman from Spare Parts Puppets shows how everyday objects come to life
 - Link: <https://www.youtube.com/watch?v=Jw3zT52u8Jw>

Craft Ideas

Make Your Own "Found Puppets"!

One of the most exciting parts of our version of *Pinocchio* is how the storytellers turn everyday objects into fantastical props. Now it's your turn to create your own puppets from found objects--no strings needed! Follow puppeteer Lori Hopkins and bring life to your very own characters while learning the basics of puppetry.

Turning Objects into Puppets Tutorial:

www.youtube.com/watch?v=52xhSTjBea0

Effigy Theatre Object Puppet Demonstration:

<https://youtu.be/kily4EJOIP8?feature=shared>



Craft Ideas

DIY Shadow Puppet Theater Box

Ready to stage your own production? In your classroom, you can have students create their own shadow puppet theaters with simple materials. For an extra challenge, students can come up with their own stories to “perform” in the puppet theatre--maybe even the shows they created posters for on page 10!

Follow this link for a how-to tutorial:

www.ehow.com/13726117/diy-shadow-puppet-theater-box



Thank You for Joining Us!

PINOCCHIO

By
Greg Banks

Based on the story by
Carlo Collodi



Enjoy the Show!